





**Wellshow**  
Always Innovation



047





## PRODUCT SPECIFICATION

# I-PEX MHF4 Micro Coaxial Connector

Plug  
P/N 20448-001R-81

Receptacle  
P/N 20449-001E



RF Connector, RF Cable & Antenna Manufacturer

E-mail: [sales@wellshow.com.tw](mailto:sales@wellshow.com.tw)  
Tel: +886-2-24239376 Fax: +886-2-24260387  
9F., No.181, Nanrong Rd., Ren-ai Dist., Keelung City 200, Taiwan (R.O.C.)

# I-PEX MHF4 Micro Coaxial Connector

**Mating Height: 1.2 mm MAX**

## Smallest Coaxial Connector In The World

IPEX MHF4 is the smallest coaxial connector in the world. 1.2mm mated height and quick mating mechanical design allows easy installation in limited space.

MHF4 series can work up to 6GHz and has 50 ohm impedance, therefore MHF4 offers good performance for various portable devices like PND, Smart phone, NB and wireless game equipment.

MHF4 plug 20448-001R is terminated with 0.81mm cable which provides great flexibility and bend radius. Patented "i-Fit" cable termination design saves much time in assembly and increases the productivity.

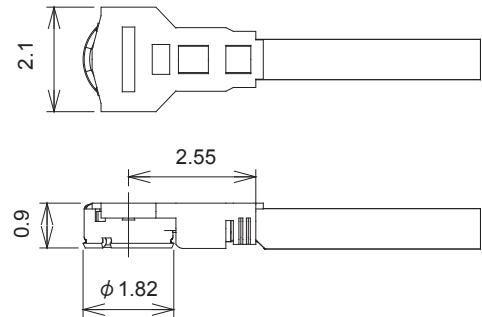
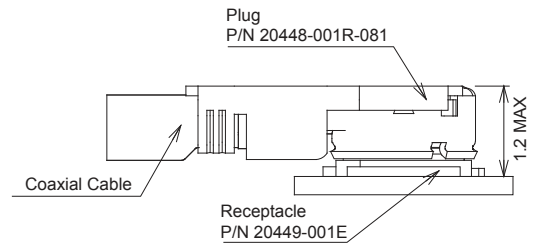
Receptacle 20449-001E is SMT type has only 3.4mm<sup>2</sup> mounting area. The tape-and-real packing allows quick mounting process with automatic equipment.

IPEX MHF4 is totally compatible to Murata HSC connector but have lower cost and shorter lead time. IPEX MHF, MHFII, MHFIII and MHF4 pass X-ran inspection for dimensions automatically. After crimping with cable, Wellshow Technology has signal continuity testing to guarantee best quality always.

Contact Wellshow!  
You will get samples in 3 days and get goods in 7 days.



## Structure Figure



## Applicable cable

Part No.	20448-001R-081 Compatible to Murata HSC Series
Conductor	AWG#36(7/0.05) Silver plating annealed copper wire
Insulation	Fluoro-plastics Diameter 0.4(+0.04,-0.02)mm Nominal thickness 0.125mm
Braid	Nominal diameter 0.65m Tin plating annealed copper wire
Jacket	Fluoro-plastics Diameter 0.81(+0.04,-0.02)mm Nominal thickness 0.08mm
<b>Requirements</b>	
Characteristic impedance	50(+3,-3)ohm by TDR method
Nominal capacitance (Ref.)	96 pF/m
Conductor resistance of inner conductor at 293K (20°C)	1400 ohm/km MAX.
Insulation resistance	1000 mega-ohm.km MIN.
Dielectric withstand voltage	no breakdown at AC1000V for 1 minutes.

## Ratings

Description	Specification
Rated voltage	AC60Vr.m.s
Nominal characteristic impedance	50 Ω
Frequency	DC~6 GHz
VSWR	1.3 MAX. (DC~3GHz) 1.5 MAX. (3~6GHz)
Insertion loss	Cable ass'y: -1.45 MIN.(6GHz)
Service Temperature	233~363K( -40°C~+90°C)