




Wellshow
Always Innovation



047





PRODUCT SPECIFICATION

I-PEX MHF Micro Coaxial Connector

Applicable Cable for O.D. 1.37mm Cable

Plug
P/N 20351-112R-37

Receptacle
P/N 20279-001E-01



RF Connector, RF Cable & Antenna Manufacturer

E-mail: sales@wellshow.com.tw
Tel: +886-2-24239376 Fax: +886-2-24260387
9F., No.181, Nanrong Rd., Ren-ai Dist., Keelung City 200, Taiwan (R.O.C.)

I-PEX MHF Micro Coaxial Connector

Mating Height: 2.5 mm MAX

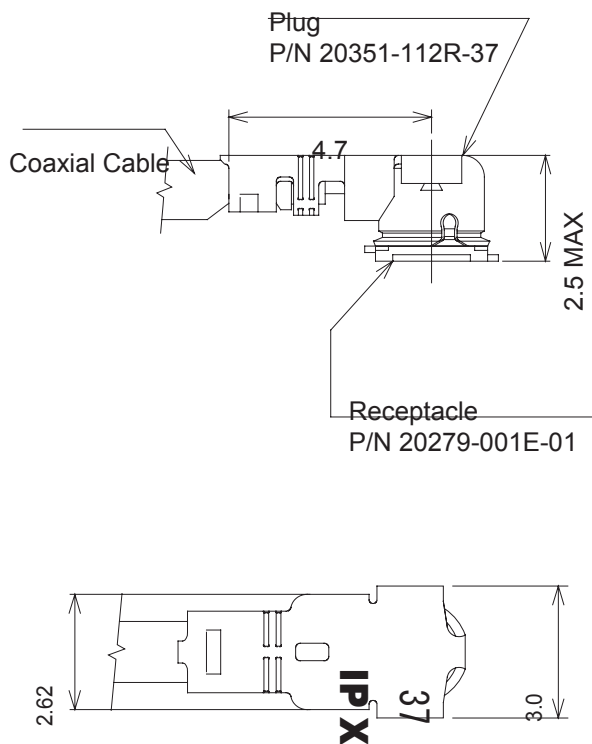
Applicable Cable for O.D. 1.37mm Cable

Major Application

- Wireless LAN Antenna
- Cellular Phone
- Note Book Computer
- Game Equipment
- Digital Appliance
- Access Point



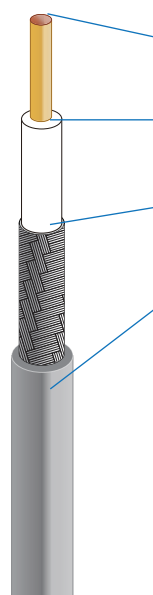
Structure Figure



Ratings

Description	Specification
Rated voltage	AC60Vr.m.s
Nominal characteristic impedance	50 Ω
Frequency	DC~6 GHz
VSWR	Plug
	1.3 MAX. (0.1~3GHz)
	1.5 MAX. (3~6GHz)
	Receptacle
	1.3 MAX. (0.1~3GHz)
	1.4 MAX. (3~6GHz)
Service Temperature	233~363K(-40°C~+90°C)

Applicable cable



Part No.	20351-112R-37 Compatible to Hirose U.F.L LP-088
Conductor	AWG#30(7/0.102) Silver plating annealed copper wire or Silver plating tin-copper alloy
Insulation	Fluoro-plastics Diameter 0.88 mm Nominal thickness 0.287 mm
Braid	16 / 5 / 0.05 Nominal diameter 1.13 mm Tin plating annealed copper wire
Jacket	Fluoro-plastics Diameter 1.37 mm Nominal thickness 0.12 mm
Requirements	
Characteristic impedance	50(+2,-2)ohm by TDR method
Nominal capacitance (Ref.)	95 pF/m
Conductor resistance of inner conductor at 293K (20°C)(Ref.)	330 ohm/km
Insulation resistance	1000 mega-ohm.km MIN.
Dielectric withstand voltage	no breakdown at AC 1000V for 1 minutes.