




**Wellshow**  
Always Innovation



047





## PRODUCT SPECIFICATION

### I-PEX MHF3 Micro Coaxial Connector

Mating Heigh: 1.5mm MAX

Plug  
P/N 20367-001R

Receptacle  
P/N 20369-001E



RF Connector, RF Cable & Antenna Manufacturer


E-mail: [sales@wellshow.com.tw](mailto:sales@wellshow.com.tw)  
Tel: +886-2-24239376 Fax: +886-2-24260387  
9F., No.181, Nanrong Rd., Ren-ai Dist., Keelung City 200, Taiwan (R.O.C.)

# I-PEX MHF3 Micro Coaxial Connector

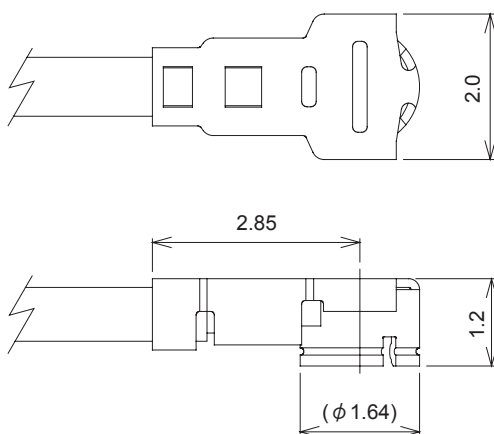
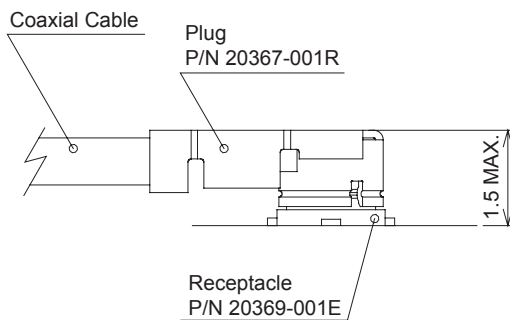
Mating Height: 1.5 mm MAX  
 Applicable Cable for O.D. 0.81mm Cable

## Major Application

- Wireless LAN Antenna
- Cellular Phone
- Note Book Computer
- Game Equipment
- Digital Appliance
- Access Point



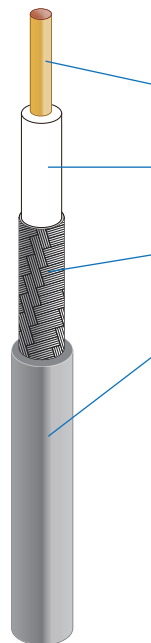
## Structure Figure



## Ratings

Description	Specification
Rated voltage	AC60Vr.m.s
Nominal characteristic impedance	50 Ω
Frequency	DC~6 GHz
VSWR	Plug
	1.3 MAX. (DC~3GHz)
	1.5 MAX. (3~6GHz)
	Receptacle
	1.3 MAX. (DC~3GHz)
	1.4 MAX. (3~6GHz)
Service Temperature	233~363K( -40°C~+90°C)

## Applicable cable



Part No.	20367-001R Compatible to Hirose W.FL LP-040
Conductor	AWG#36(7/0.05) Silver plating annealed copper wire
Insulation	Fluoro-plastics Diameter 0.4(+0.04,-0.02)mm Nominal thickness 0.125 mm
Braid	8 / 5 / 0.05 Nominal diameter 0.65 mm Silver plating annealed copper wire
Jacket	Fluoro-plastics Diameter 0.81(+0.04,-0.02)mm Nominal thickness 0.08 mm
<b>Requirements</b>	
Characteristic impedance	50(+2,-2)ohm by TDR method
Nominal capacitance (Ref.)	96 pF/m
Conductor resistance of inner conductor at 293K (20°C)	1400 ohm/km
Insulation resistance	1000 mega-ohm.km MIN.
Dielectric withstand voltage	no breakdown at AC 1000V for 1 minutes.